



MODULAR 4-WAY VALVES

R-412

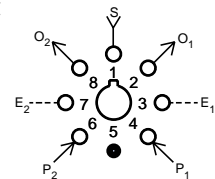
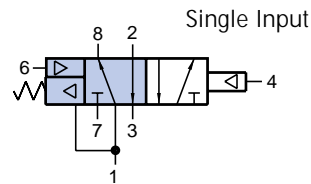
4-Way Reset Valve

Features:

- Indicator shows valve in shaded position
- Micro gap construction - snap action and no blow by
- Balanced design allows speed control at exhausts
- Reset feature allows for fail safe circuit design

Performance:

Flow (SCFM @ 100 psig).....9
 Pilot pressure (psig) minimum.....20
 Temperature.....32° to 180° F
 Working pressure.....0 to 150



Description:

R-412 is a 5 ported 4-way double piloted, fully ported, 2-position valve with a special air-retracted spring that returns the valve to a definite position when the input air is off. This "memory" feature is ideal for circuitry where a definite starting position is required should the air supply fail and come on again unexpectedly. When there is pressure at port one, the spring pilot compresses the spring and holds it out of the way: valve functions normally as a double piloted 4-way valve identical to the R-402.

R-421

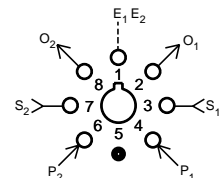
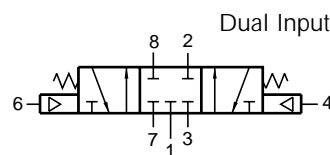
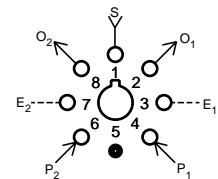
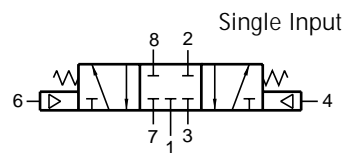
3-Position, 4-Way Valve

Features:

- Micro gap construction - snap action and no blow by
- Three positions
- Balanced design allows speed control at exhausts

Performance:

Flow (SCFM @ 100 psig).....9
 Pilot pressure (psig) minimum.....40
 Temperature.....32° to 180° F
 Working pressure.....0 to 150



Description:

R-421 is a 4-way, 3-position, spring centered, fully ported valve. In the center position, all ports are blocked. It is ideal for approximate positioning and holding of pneumatic cylinders.